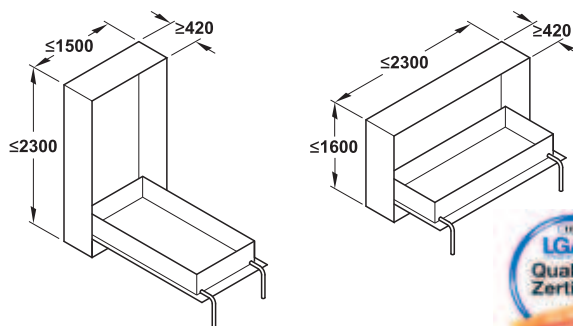


Bettlift Foldaway bed fitting, for construction of foldaway beds according to customer's own requirements



Installation



End mounted

Side mounted

The specified cabinet dimensions are internal cabinet dimensions

- > Material: Steel
- > Finish: Powder coated
- > Colour: Black, RAL 9011

Construction recommendation

Material thickness of bedding box and cabinet	20 mm
Internal cabinet height	Mattress length + 170 mm
Internal cabinet width	Mattress width + 94 mm

Two bedding boxes must be mounted next to each other to make a double bed.

- > Bed weight: Max. 100 kg

Supplied with

- 1 Pair of foldaway bed fittings with pivot bearings and positioning bolts for gas-filled struts
- 2 Securing brackets (anti-tilt facility)
- 1 Set of fixing material
- 1 Set of installation instructions

	Cat. No.
Foldaway bed fitting for end mounting	271.95.203

Packing: 1 set

Order reference

Order 2 gas-filled struts and 1 pair of angular feet for appropriate bed weight separately.

- > Version: Pre-tensioned with elastic strap

Bed weight kg	Shear force N	Cat. No.
50	900	271.99.220
60	1100	271.99.266
70	1300	271.99.300
80	1500	271.99.346
90	1700	271.99.382
100	1900	271.99.410

Packing: 1 piece

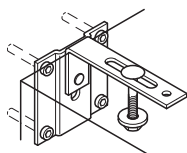
Bedding strap ► MB 8.77

End mounted

Order reference

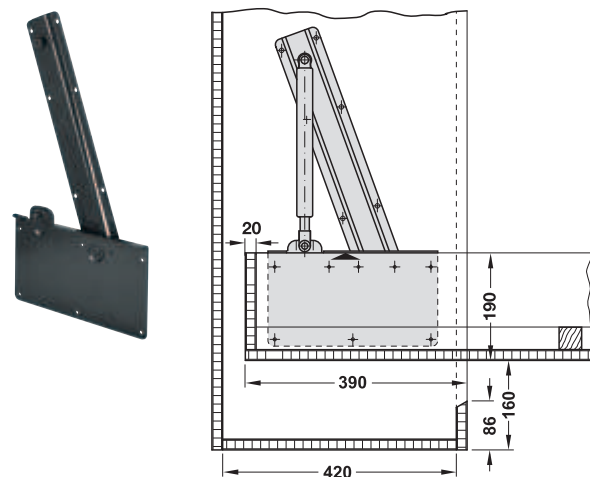
Bed weight = total weight of the bedding box, slatted frame, mattress and bedding

Note

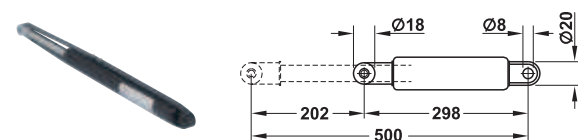


All built-in foldaway beds must be prevented from tipping in accordance with EN 1129. Ensure that the surface is suitable for attaching the securing brackets.

→ For end mounting



Gas-filled strut



Order reference

Example: 2 gas-filled struts each for 100 kg must be ordered for a bed weight of 100 kg.